

Dzień dobry!

Zapraszam na zajęcia języka angielskiego.

3 i 4 – latki

Temat: Weather – pogoda.

- Poćwiczcie słownictwo opisujące pogodę z *Maple Leaf Learning*.
<https://www.youtube.com/watch?v=I8GeA3anPdo>
- Zagrajcie w grę online *What's the Feather like? Listen and choose* (kliknijcie w głośnik, posłuchajcie i zaznaczcie właściwą pogodę)
[https://www.liveworksheets.com/worksheets/en/English_as_a_Second_Language_\(ES_L\)/Weather/What's_the_weather_like\\$_-_listening_and_matching_qt362687ij](https://www.liveworksheets.com/worksheets/en/English_as_a_Second_Language_(ES_L)/Weather/What's_the_weather_like$_-_listening_and_matching_qt362687ij)
- Wykonajcie karty:
Załącznik 1. Połącz pogodę z właściwym przedmiotem.
Załącznik 2. Jaka jest dzisiaj pogoda? Pokoloruj odpowiedni rysunek.

5 – latki

Temat: Farm Animals – zwierzęta z farmy.

- Poćwiczcie wymowę angielskich nazw zwierząt z *Maple Leaf Learning*
<https://www.youtube.com/watch?v=mUeSNpv5dd4>
- Zagrajcie w grę online *Farm Animals Listen and choose* (kliknijcie w głośnik, posłuchajcie i zaznaczcie właściwe zwierzątko)
[https://www.liveworksheets.com/worksheets/en/English_as_a_Second_Language_\(ES_L\)/Farm_animals/Farm_animal_listening_pe401974hv](https://www.liveworksheets.com/worksheets/en/English_as_a_Second_Language_(ES_L)/Farm_animals/Farm_animal_listening_pe401974hv)
- Wykonajcie karty pracy
Załącznik 3. Zaprowadź zwierzątka do ich ulubionego jedzenia.

6 – latki

Temat: Old MacDonald had a farm.

- Poćwiczcie wymowę angielskich nazw zwierząt z *Fun Kids English*
<https://www.youtube.com/watch?v=bV8MSaYISbc>
- Zagrajcie w grę online *Farm Animals Listen and choose the correct option* (posłuchajcie nazwy zwierzątka i zaznaczcie właściwą opcję)
[https://www.liveworksheets.com/worksheets/en/English_as_a_Second_Language_\(ES_L\)/Farm_animals/Farm_animals_ee321948hb](https://www.liveworksheets.com/worksheets/en/English_as_a_Second_Language_(ES_L)/Farm_animals/Farm_animals_ee321948hb)
- Posłuchajcie piosenki *Old MacDonald Had a Farm* i narysujcie na farmie wszystkie zwierzątka z piosenki *Załącznik 4.*
https://www.youtube.com/watch?v=_6HzoUcx3eo

Old MacDonald had a farm. E-I-E-I-O.
And on that farm he had a pig. E-I-E-I-O.
With an oink oink here.
And an oink oink there.
Here an oink.
There an oink.
Everywhere an oink oink.
Old MacDonald had a farm. E-I-E-I-O.

Old MacDonald had a farm. E-I-E-I-O.
And on that farm he had a duck. E-I-E-I-O.
With a quack quack here.
And a quack quack there.
And an oink oink here.
And an oink oink there.
Old MacDonald had a farm. E-I-E-I-O.

Old MacDonald had a farm. E-I-E-I-O.
And on that farm he had a horse. E-I-E-I-O.
With a neigh neigh here.
And a neigh neigh there.
And a quack quack here.
And a quack quack there.
And an oink oink here.
And an oink oink there.
Old MacDonald had a farm. E-I-E-I-O.

Old MacDonald had a farm. E-I-E-I-O.
And on that farm he had a sheep. E-I-E-I-O.
With a baaa baaa here.
And a baaa baaa there.
And a neigh neigh here.
And a neigh neigh there.
And a quack quack here.
And a quack quack there.
And an oink oink here.
And an oink oink there.
Old MacDonald had a farm. E-I-E-I-O.

Old MacDonald had a farm. E-I-E-I-O.
And on that farm he had a cow. E-I-E-I-O.
With a moo moo here.
And a moo moo there.
And a baaa baaa here.
And a baaa baaa there.
And a neigh neigh here.
And a neigh neigh there.
And a quack quack here.
And a quack quack there.

And an oink oink here.
And an oink oink there.
Old MacDonald had a farm. E-I-E-I-O.

Old MacDonald had a farm. E-I-E-I-O.
And on that farm he had a turkey. E-I-E-I-O.
With a gobble-gobble here,
And a gobble-gobble there,
And a moo moo here.
And a moo moo there.
And a baaa baaa here.
And a baaa baaa there.
And a neigh neigh here.
And a neigh neigh there.
And a quack quack here.
And a quack quack there.
And an oink oink here.
And an oink oink there.
Old MacDonald had a farm. E-I-E-I-O.
E-I-E-I-O.




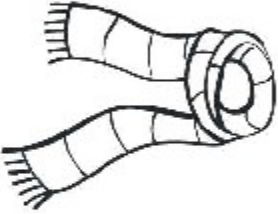




Załącznik 1

Name _____

Date _____

Weather Match

Match the weather to the correct picture.

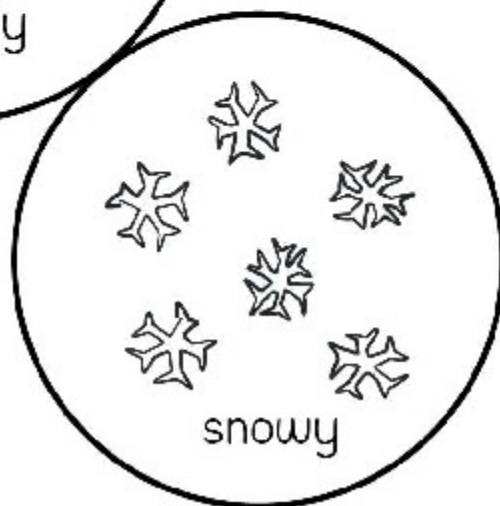


 <p>snowy</p>	
 <p>windy</p>	
 <p>rainy</p>	
 <p>sunny</p>	

www.cleverlearner.com

Name _____

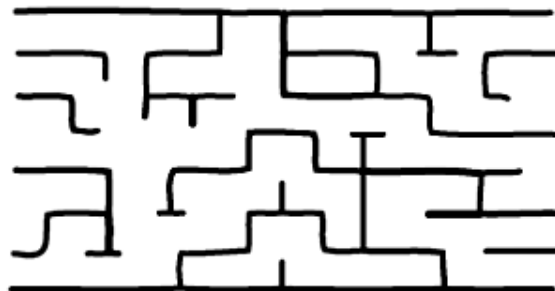
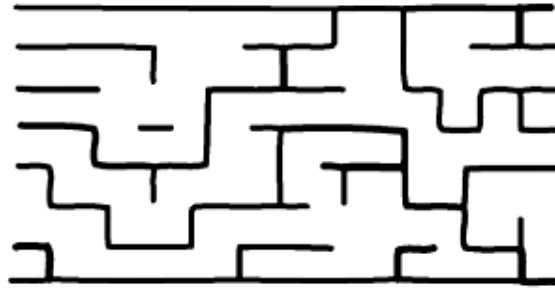
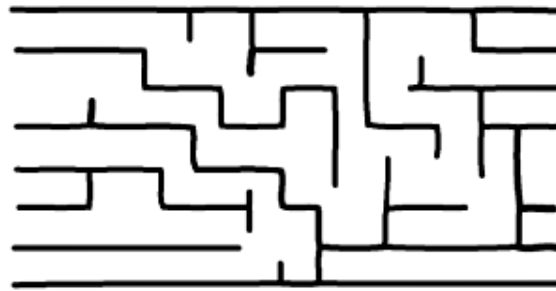
Date _____

What is the weather like? Color the pictures.



www.cleverlearner.com

Hungry Animals



Help the animals find their food!

Draw some animals
for your own farm!

